

What's new in Batch Barcode Maker v3.00 and v3.10

©2006 Copyright by Lars Sams

Batch Barcode Maker fully supports the upcoming ISBN changes taking effect January 1st 2007.

No need to go to 256 colors when saving a TIF barcode image.



In Batch Barcode Maker v3.10 or better you will be able to save the TIF barcode image without having to switch to the 256 colors mode. The setting is in the TIFF Parameters window.

Backup

| Product | Barcode | Digit Sup |
|---------------|---------------|-----------|
| C25 | 447051 | |
| Chip | 439057220500 | 06 |
| ckj | 9652310144447 | |
| cldo | 6325987 | 25777 |
| Computer A... | 977146511299 | 02 |
| Dancefloor | 509974780372 | |
| D... | ... | ... |

Batch Barcode Maker makes a backup of the Barcode List every 60 seconds if there is a change to the Barcode List. All backup files starts with Back_ only the last opened Barcode List file (*.bk2) will be backedup. Back_TimerBK2.bk2 is the name of the file.

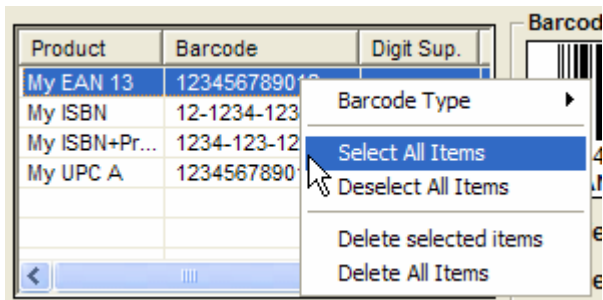
Back_TimerBK2.bk2 Barcode List is backedup every 60 seconds if there is a change to the list.

Back_LoadTXTorBk2.bk2 Loaded / Opened file, the original file opened into the Barcode List.

Back_NoandQuit.bk2 If you have replied No when asked to save the Barcode List (*.bk2) when Exiting Batch Barcode Maker then the Barcode List will be saved in this file.

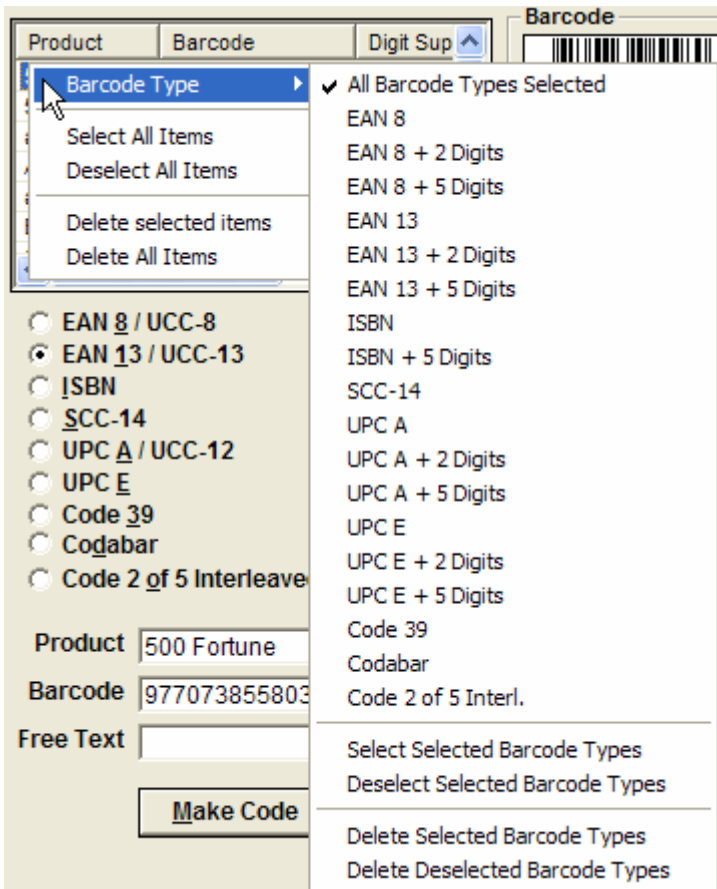
Back_Quit.bk2 when you Exit Batch Barcode Maker the Barcode List is saved in this file. If there is a change to the Barcode List.

Right click in the Barcode List



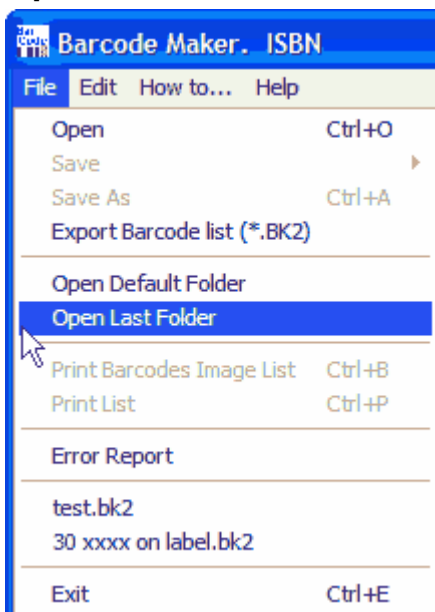
Now it's possible to right click in the Barcode List and select, deselect and delete.

Select barcode type....



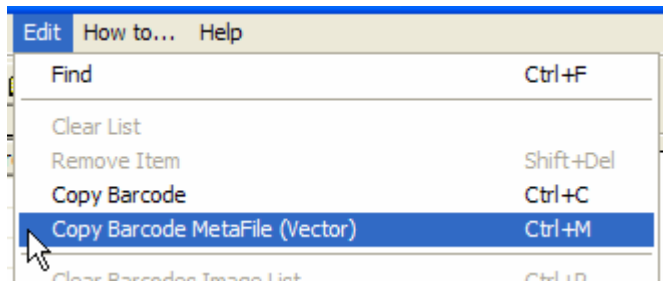
If you only want to select, deselect or delete a barcode type, you can do so by checking the barcode type. Just check the barcode types that you would like to select, deselect, delete.

Open Folder....



You can open the Default Folder e.g. the folder where Batch Barcode Maker is installed or you can open the last folder you used when opening a file or saved an image to, only the last folder used will open. No need to browse through your hard drive.

Copy Barcode Metafile (Vector) Ctrl+M



You can now copy barcode as a Metafile (WMF) and paste the barcode into any software supporting the WMF format, e.g. Adobe Illustrator. The Metafile is resolution independent and will always be in the best quality possible. Stretching the Metafile will not destroy the barcode image as it's a vector file. But if you make it too small your printer might not be able to print it as it should have been.

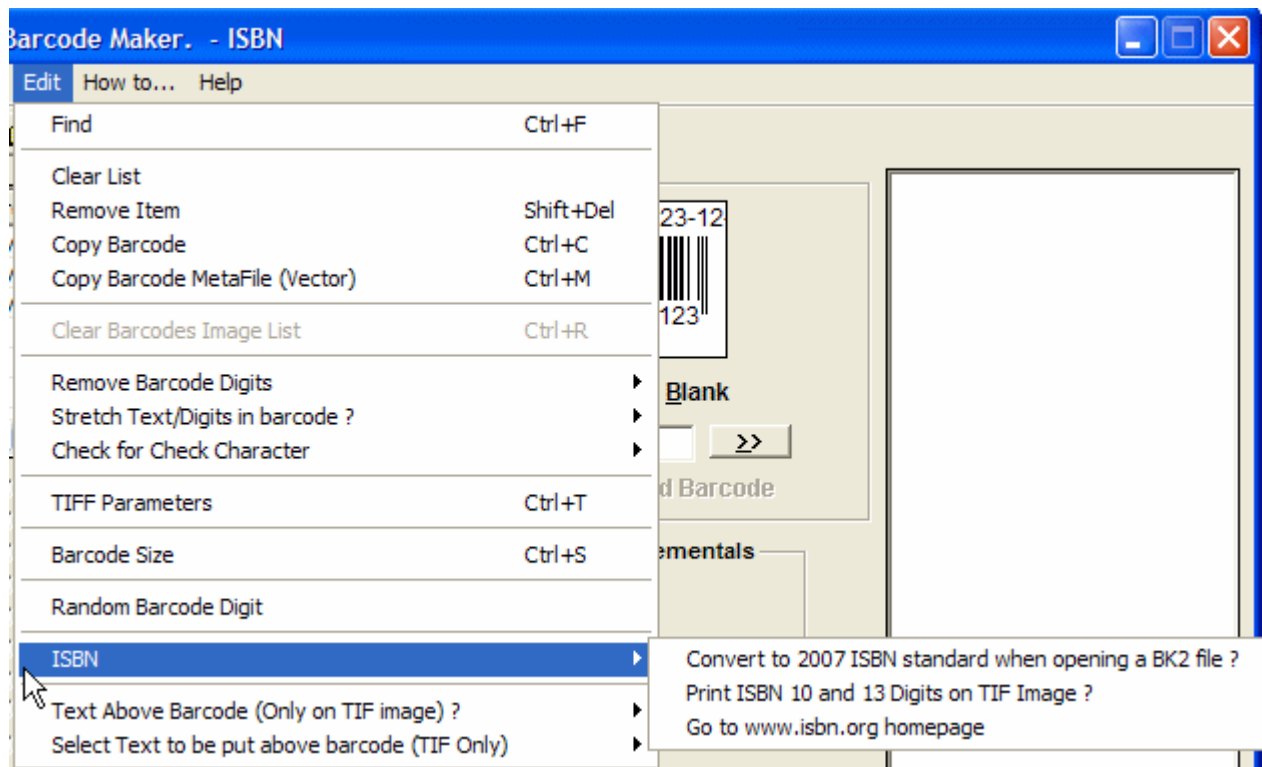
Save the Barcode as a Metafile (Vector) *.WMF



You will be able to save the barcode as a Metafile in the *.WMF file format. In the unregistered version of Batch Barcode Maker you will only be able to save one barcode at a time (no MultiSave) and the bars in the barcode will show in **red** color.

In the registered version of Batch Barcode Maker you will be able to MultiSave (save more than one at a time) the barcodes in the WMF file format and the colors will be black and white.

ISBN



As ISBN is changing from 10 digits to 13 digits you can use these features in Batch Barcode Maker to convert your Barcode List (*.bk2) when loaded into the Barcode List in Batch Barcode Maker and also to have ISBN 10 and ISBN 13 information above the barcode (only when saved as a TIF).

ISBN-13: 978-3-89011-346-3

ISBN-10: 3-89011-346-X



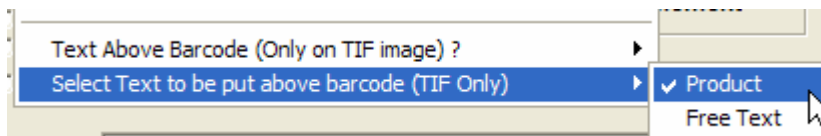
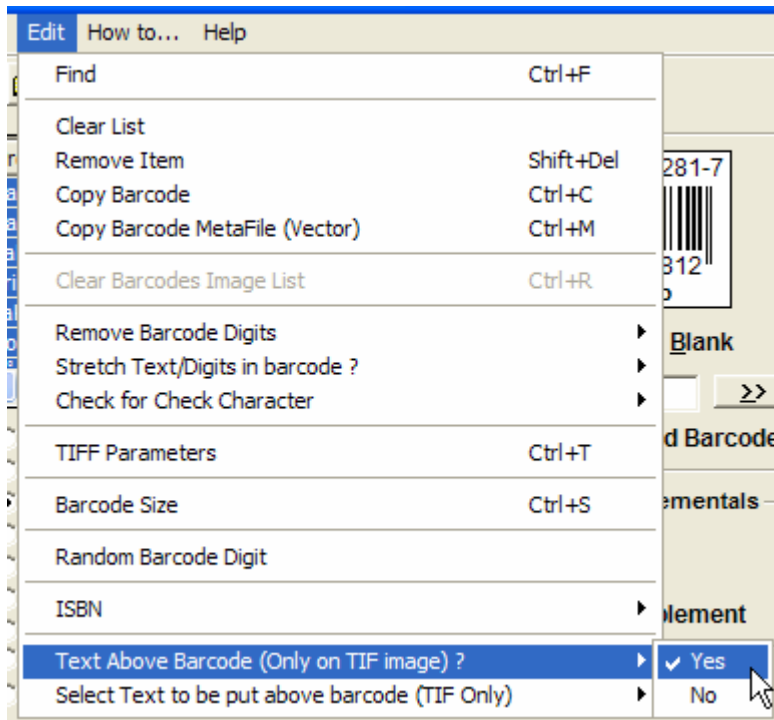
The Barcode List accepts both 10 and 13 digit ISBN, but only the one with the 10 digit ISBN will also get the ISBN 13 above if you have selected the **Print ISBN 10 and 13 Digits on TIF Image?** And check the **Yes** option.

You can also make a 13 digit ISBN

ISBN 978-87-7012-196-5



Text above barcode.....



It's possible to put some text above the barcode when it's saved in the TIF file format and this is only supported by the EAN and UPC barcode types.

If you select **No** in the **Text Above Barcode (Only on TIF images)?** Then you will get no text above the barcode even though you have selected **Product** on in the **Select Text to be put above barcode (TIF only)**. When you select the **Yes** option in **Text Above Barcode (Only on TIF images)?** Then **Product** will be selected automatically, but if you want to use **Free Text** instead, then please check the **Free Text** option.



More information and download of Batch Barcode Maker

More information about Batch Barcode Maker here

<http://hem.passagen.se/sams/barcodeb.htm>

You will be able to try Batch Barcode Maker for 30-days, download here

<http://hem.passagen.se/sams/barcodebdown.htm>

If you have any questions, please e-mail your questions to help.bar-code@telia.com

Buy Batch Barcode Maker



All sales are made through RegSoft.com and Batch Barcode Maker is only USD \$56 a copy

The Secure Order Form for Batch Barcode Maker can be found at:

<http://www.regsoft.net/purchase.php3?productid=77633>

If you are having difficulty accessing our secure server, please visit:

http://www.regsoft.net/purchase_nonsecure.php3?productid=77633